



Citrix Overview

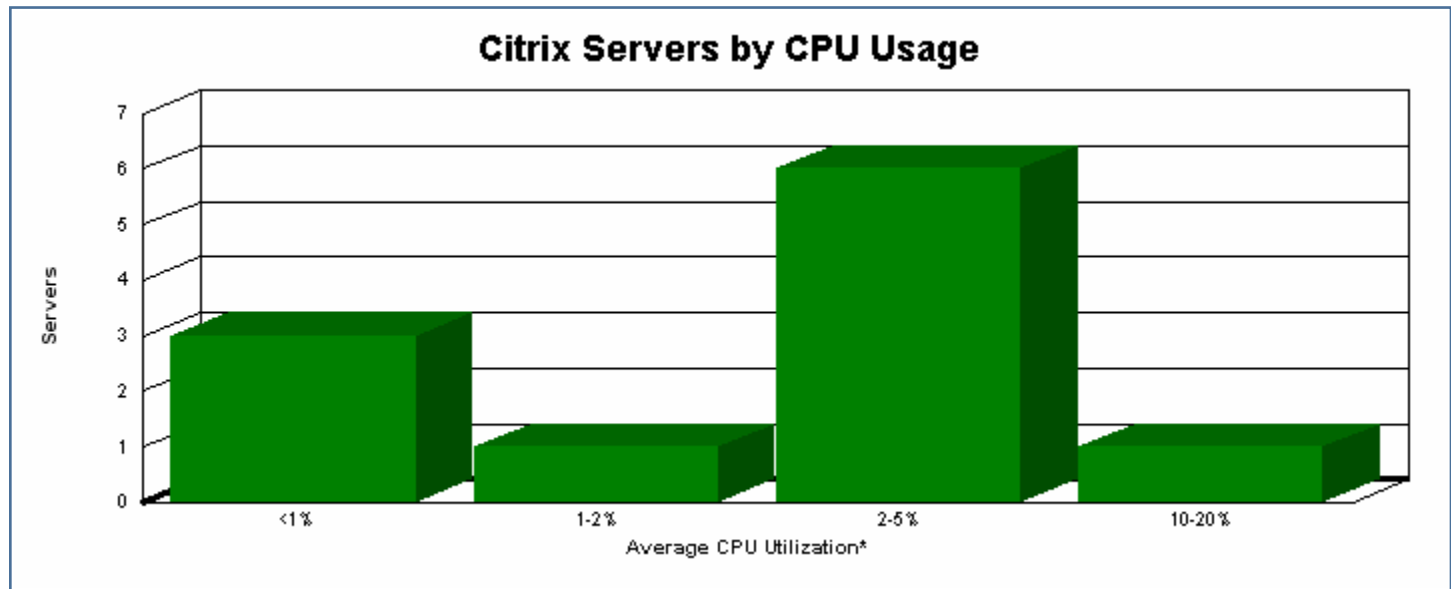
Printed Date:6/15/05

Report Description:

This report gives you an overview of your Citrix servers, sessions, back-end activity and users.

Agent group : All agents

The report covers the period: 06/01/2005 12:00:00 AM - 06/02/2005 12:00:00 AM



* Value is an average. Non-busy hours will decrease the average.

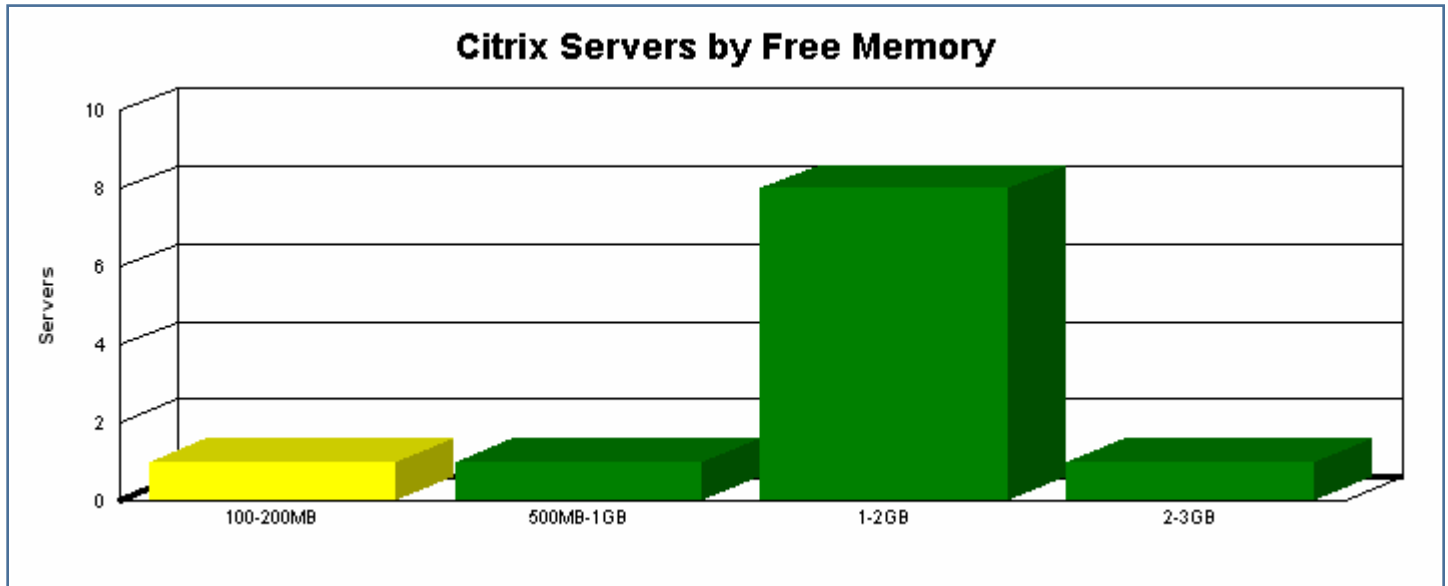
Worst 10

<u>Server</u>	<u>Average CPU Utilization</u>
USHSMF11	17%
USHSMF4	5%
USHSMF3	5%
USHSMF01	5%
USHSMF6	4%
USHSMF2	3%
CITRIX02	3%
CTX02	2%
USHSMF7	0%
USHSMF09	0%

Citrix Overview



Printed Date: 6/15/05



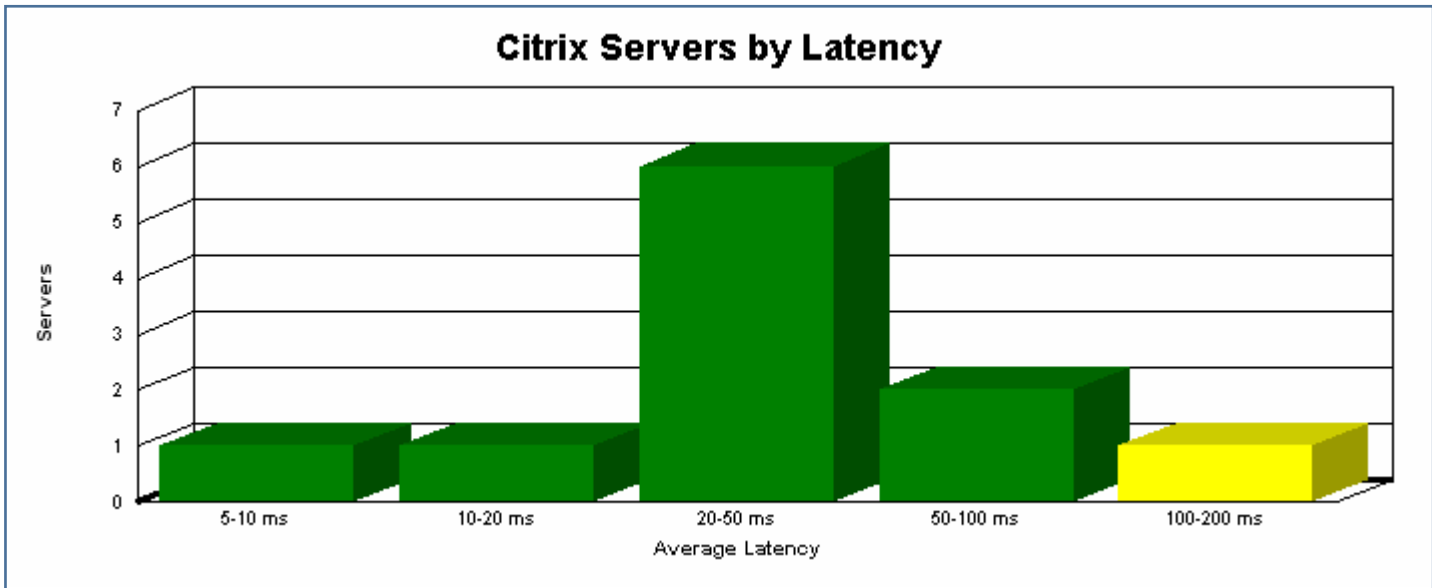
Worst 10

<u>Server</u>	<u>Average Free Memory</u>
USHSMF7	174 MB
CITRIX02	561 MB
USHSMF4	1.7 GB
USHSMF6	1.7 GB
USHSMF11	1.9 GB
USHSMF3	2.0 GB
USHSMF2	2.0 GB
USHSMF01	2.0 GB
USHSMF09	2.0 GB
USHSMF10	2.0 GB

Citrix Overview



Printed Date: 6/15/05



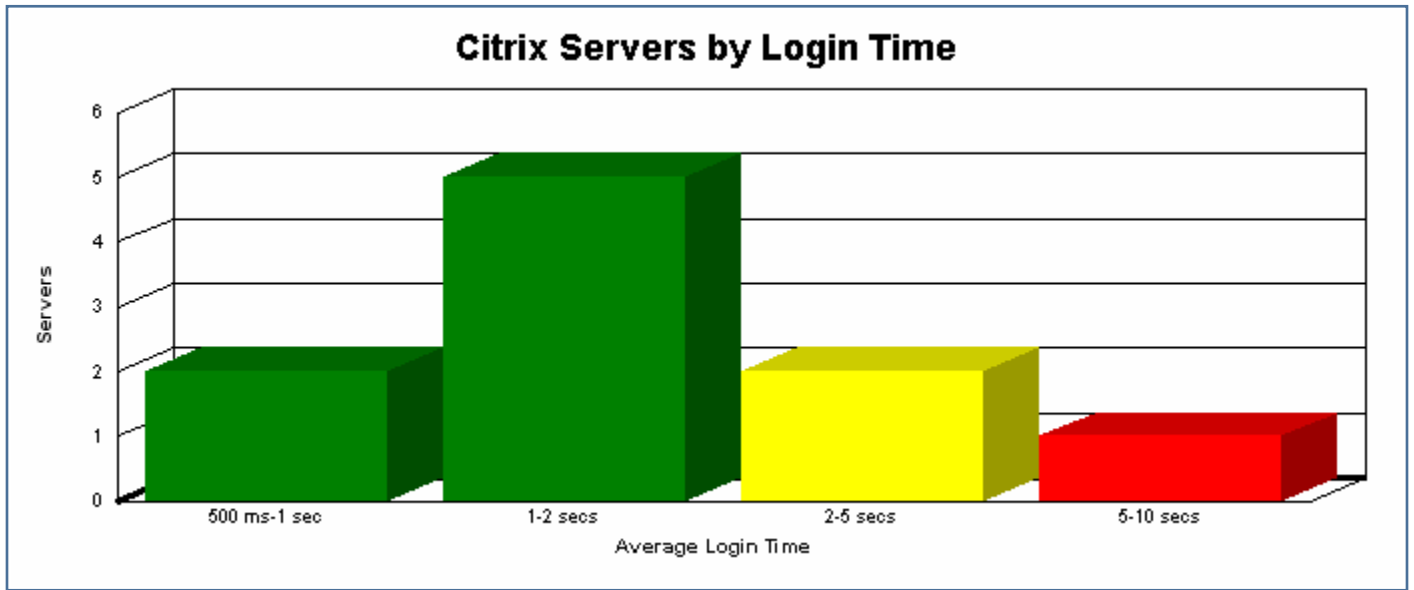
Worst 10

<u>Server</u>	<u>Average Latency</u>
USHSMF2	115 ms
USHSMF11	59 ms
USHSMF4	51 ms
USHSMF6	49 ms
USHSMF01	45 ms
CITRIX02	44 ms
USHSMF10	38 ms
USHSMF3	37 ms
CTX02	33 ms
USHSMF09	16 ms

Citrix Overview



Printed Date: 6/15/05



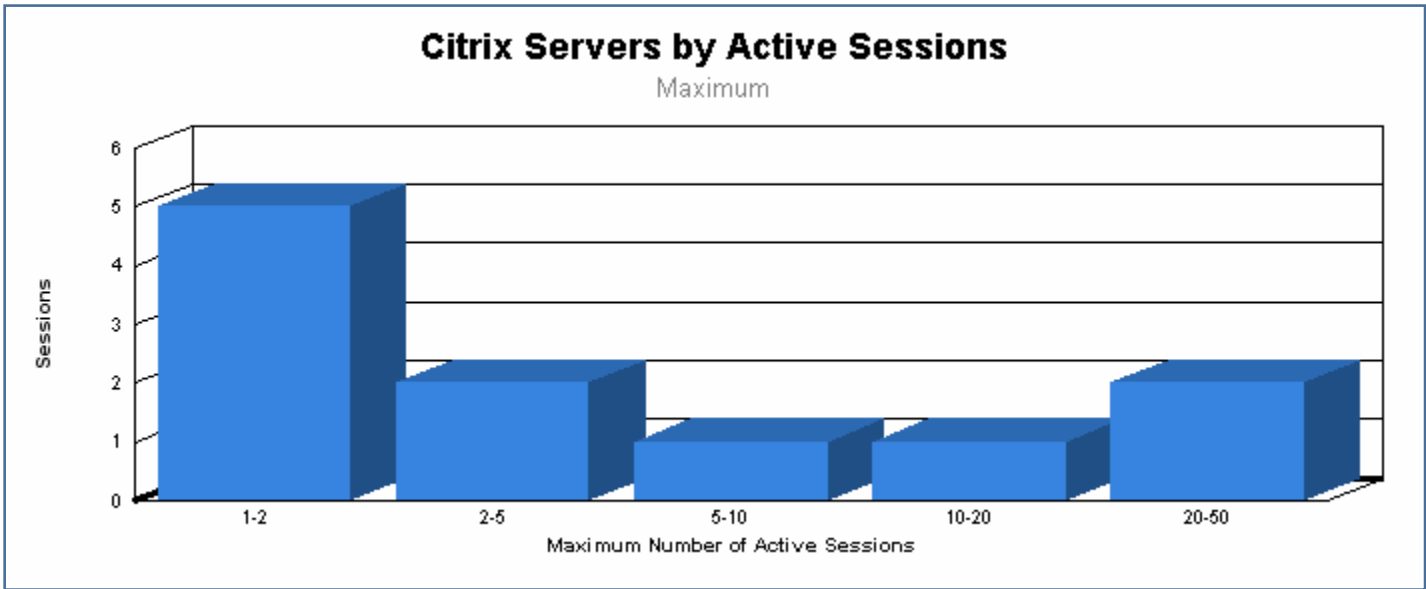
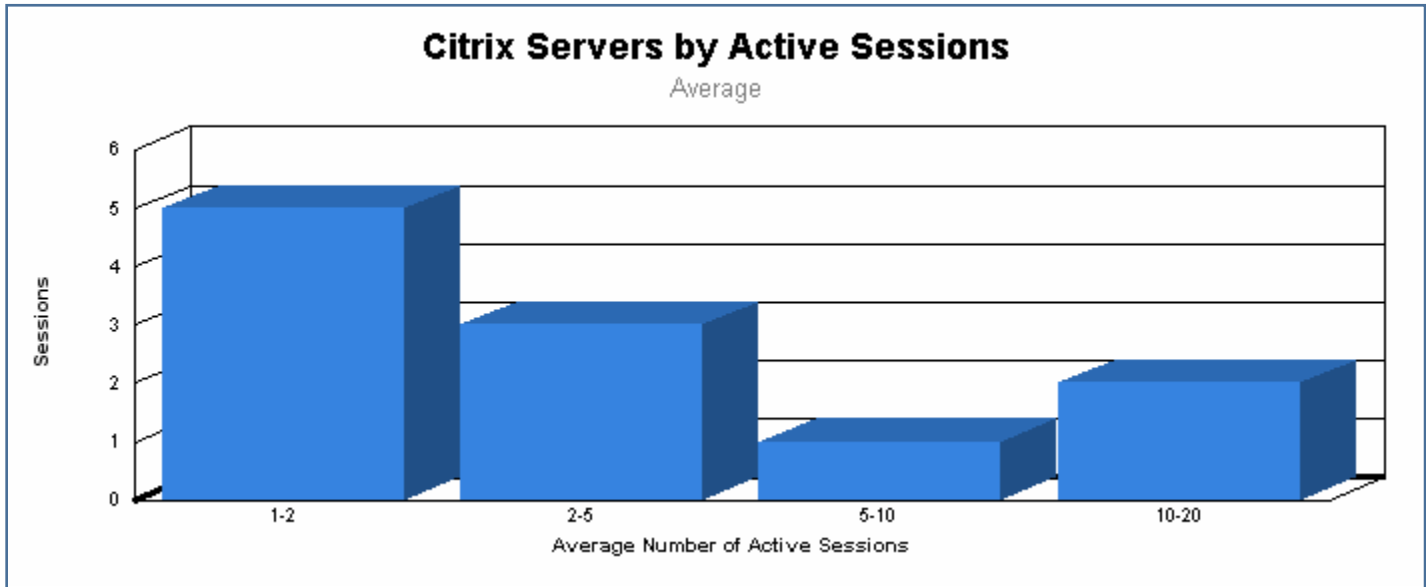
Worst 10

<u>Server</u>	<u>Average Login Time</u>
USHSMF2	5.1 secs
CITRIX02	3.0 secs
USHSMF3	2.6 secs
USHSMF7	1.9 secs
USHSMF6	1.5 secs
USHSMF01	1.2 secs
USHSMF10	1.2 secs
USHSMF11	1.0 secs
USHSMF09	921 ms
USHSMF4	843 ms

Citrix Overview



Printed Date: 6/15/05



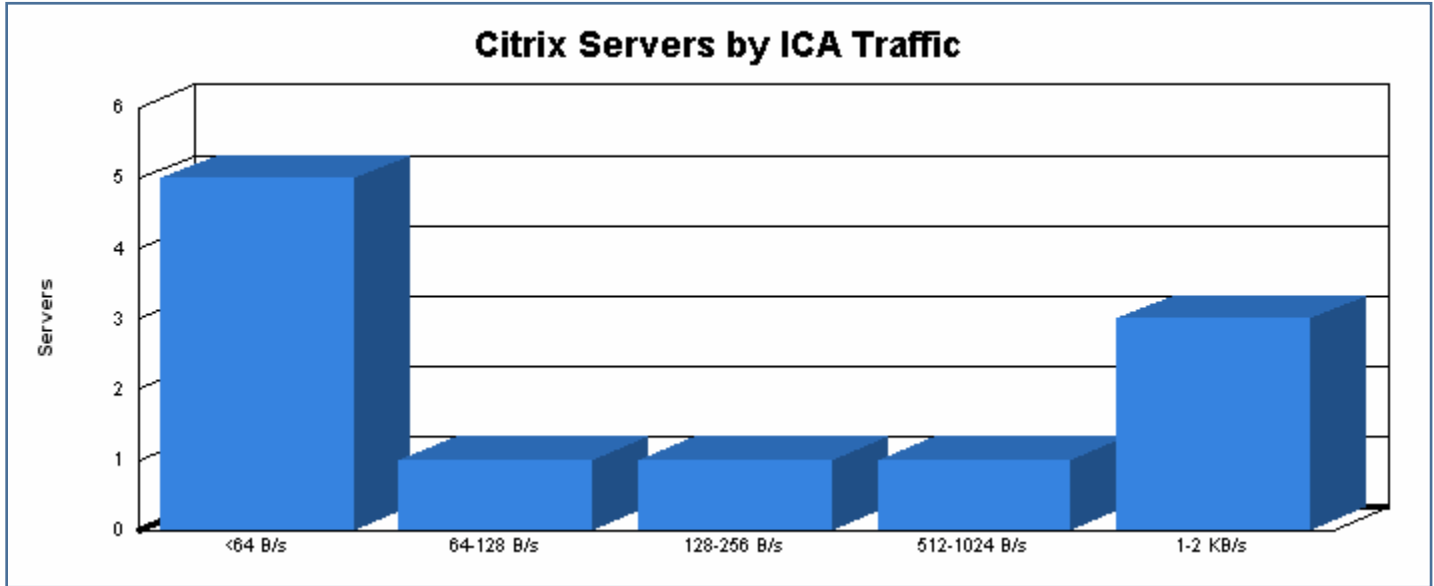
Worst 10

<u>Server</u>	<u>Number of Active Sessions</u>	
	<u>Maximum</u>	<u>Average</u>
USHSMF01	25	14.31
USHSMF11	35	13.82
USHSMF6	12	5.84
USHSMF4	8	4.90
USHSMF2	3	2.61
CITRIX02	5	2.41
USHSMF3	2	1.39
USHSMF10	2	1.06
USHSMF09	1	1.00
CTX02	1	1.00

Citrix Overview



Printed Date: 6/15/05



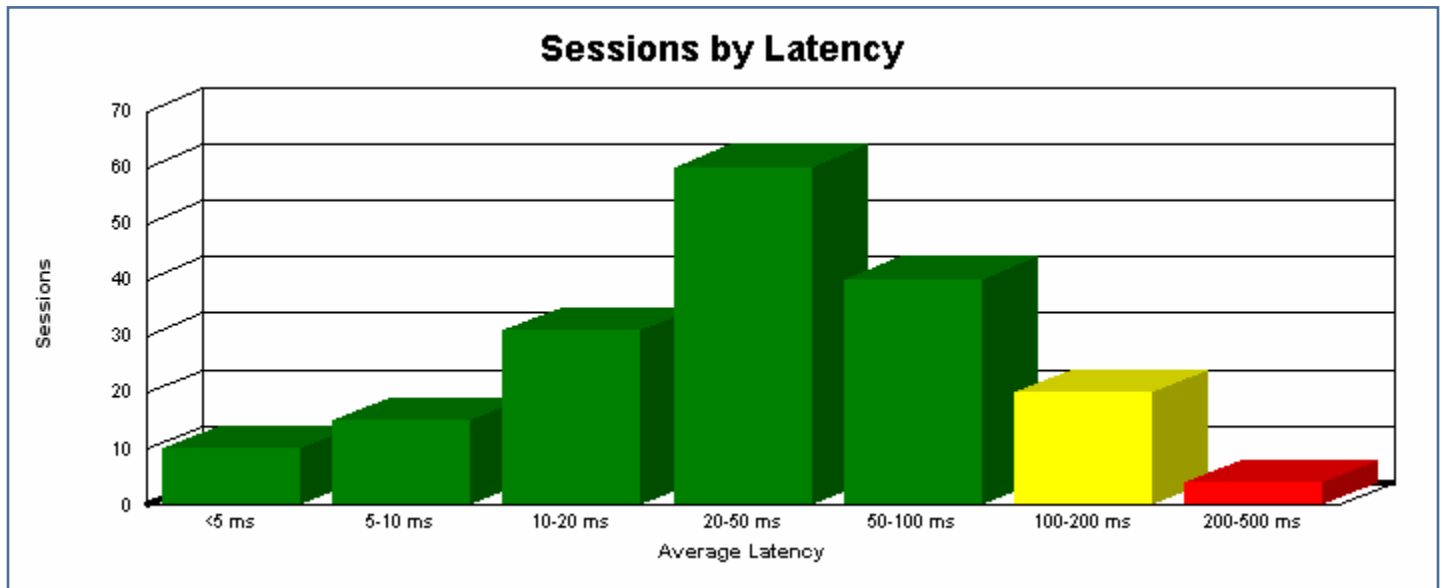
Worst 10

<u>Server</u>	<u>Traffic</u>
USHSMF3	1.9 KB/s
USHSMF10	1.8 KB/s
USHSMF4	1.7 KB/s
USHSMF6	579 B/s
USHSMF09	200 B/s
CTX02	86 B/s
USHSMF01	47 B/s
USHSMF11	40 B/s
CITRIX02	39 B/s
USHSMF2	21 B/s

Citrix Overview



Printed Date: 6/15/05



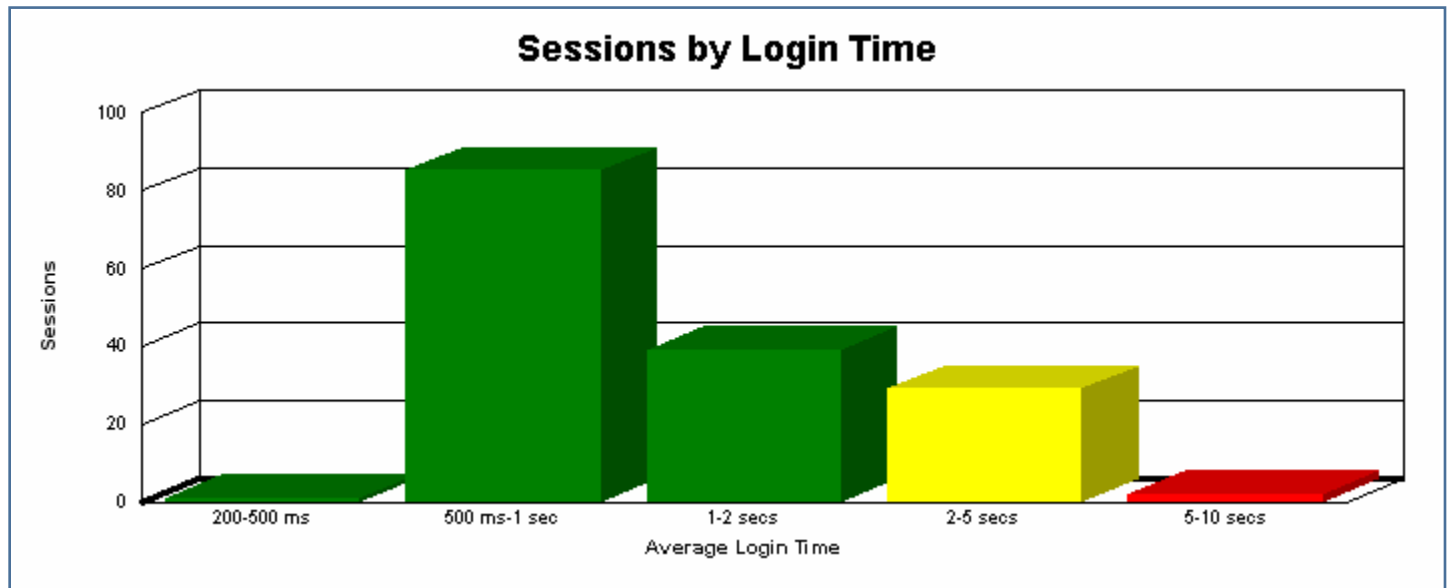
Worst 10

<u>User</u>	<u>Server</u>	<u>Started</u>	<u>Duration</u>	<u>Average Latency</u>
HCI\VCali	USHSMF11	6/1/2005 09:53:41 AM EDT	2h7m12s	424 ms
HEALTHSTAR\NGibbons	USHSMF6	6/1/2005 16:59:13 PM EDT	2m48s	345 ms
HEALTHSTAR\tspringer	CITRIX02	6/1/2005 11:16:26 AM EDT	5h40m48s	324 ms
HEALTHSTAR\lstorey	USHSMF6	6/1/2005 09:06:16 AM EDT	-	228 ms
HCI\frick	USHSMF01	6/1/2005 09:07:01 AM EDT	7h14m36s	182 ms
HCI\ppocograno	USHSMF11	6/1/2005 09:29:25 AM EDT	7h33m50s	175 ms
HEALTHSTAR\vconcha	USHSMF6	6/1/2005 12:21:09 PM EDT	23m51s	174 ms
HCI\sholbrook	USHSMF11	6/1/2005 07:03:04 AM EDT	11m40s	170 ms
Unknown	USHSMF4	6/1/2005 11:25:10 AM EDT	41m14s	153 ms
HCI\ssparkes	USHSMF2	6/1/2005 04:01:58 AM EDT	8h28m40s	127 ms

Citrix Overview



Printed Date: 6/15/05



Worst 10

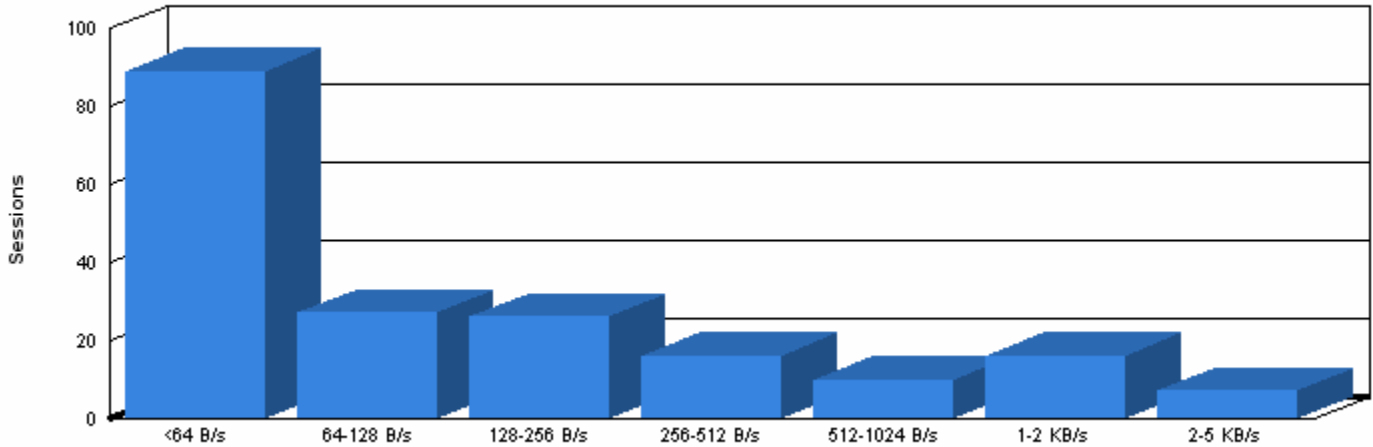
<u>User</u>	<u>Server</u>	<u>Started</u>	<u>Duration</u>	<u>Login Time</u>
HEALTHSTAR\lsarno	USHSMF6	6/1/2005 15:32:34 PM EDT	1m32s	9.2 secs
HEALTHSTAR\iweir	USHSMF2	6/1/2005 10:18:10 AM EDT	2h45m21s	7.7 secs
HC\ssparkes	USHSMF2	6/1/2005 04:01:58 AM EDT	8h28m40s	4.3 secs
HEALTHSTAR\iweir	USHSMF2	6/1/2005 05:03:06 AM EDT	3h52m8s	4.2 secs
HEALTHSTAR\saziz	USHSMF2	6/1/2005 04:07:41 AM EDT	8h23m28s	4.1 secs
HC\ftrick	USHSMF01	6/1/2005 09:07:01 AM EDT	7h14m36s	3.8 secs
HC\ppocograno	USHSMF11	6/1/2005 09:29:25 AM EDT	7h33m50s	3.6 secs
HEALTHSTAR\cnapolitano	CITRIX02	6/1/2005 08:26:00 AM EDT	8h10m38s	3.3 secs
HEALTHSTAR\tspringer	CITRIX02	6/1/2005 18:09:57 PM EDT	-	3.3 secs
HEALTHSTAR\dpeterson	CITRIX02	6/1/2005 11:14:16 AM EDT	6m19s	3.3 secs

Citrix Overview



Printed Date: 6/15/05

Sessions by ICA Traffic



Worst 10

<u>User</u>	<u>Server</u>	<u>Started</u>	<u>Duration</u>	<u>Traffic</u>
HEALTHSTAR\iweir	USHSMF11	6/1/2005 04:12:42 AM EDT	4h42m23s	70 B/s
HEALTHSTAR\saziz	USHSMF2	6/1/2005 04:07:41 AM EDT	8h23m28s	42 B/s
HEALTHSTAR\saziz	USHSMF11	6/1/2005 04:08:37 AM EDT	8h22m24s	20 B/s
HCI\JPower	USHSMF11	6/1/2005 05:05:12 AM EDT	6h24m27s	15 B/s
HCI\ssparkes	USHSMF11	6/1/2005 04:02:42 AM EDT	8h27m54s	14 B/s
HCI\ssparkes	USHSMF2	6/1/2005 04:01:58 AM EDT	8h28m40s	7 B/s
HEALTHSTAR\iweir	USHSMF2	6/1/2005 05:03:06 AM EDT	3h52m8s	6 B/s
HEALTHSTAR\lstorey	USHSMF6	5/31/2005 09:19:48 AM EDT	7h43m20s	1 B/s
HEALTHSTAR\mdahlmeier	USHSMF6	5/31/2005 09:41:38 AM EDT	7h53m57s	0 B/s
HCI\Mmurphy	USHSMF6	5/31/2005 14:05:25 PM EDT	5h12m37s	0 B/s

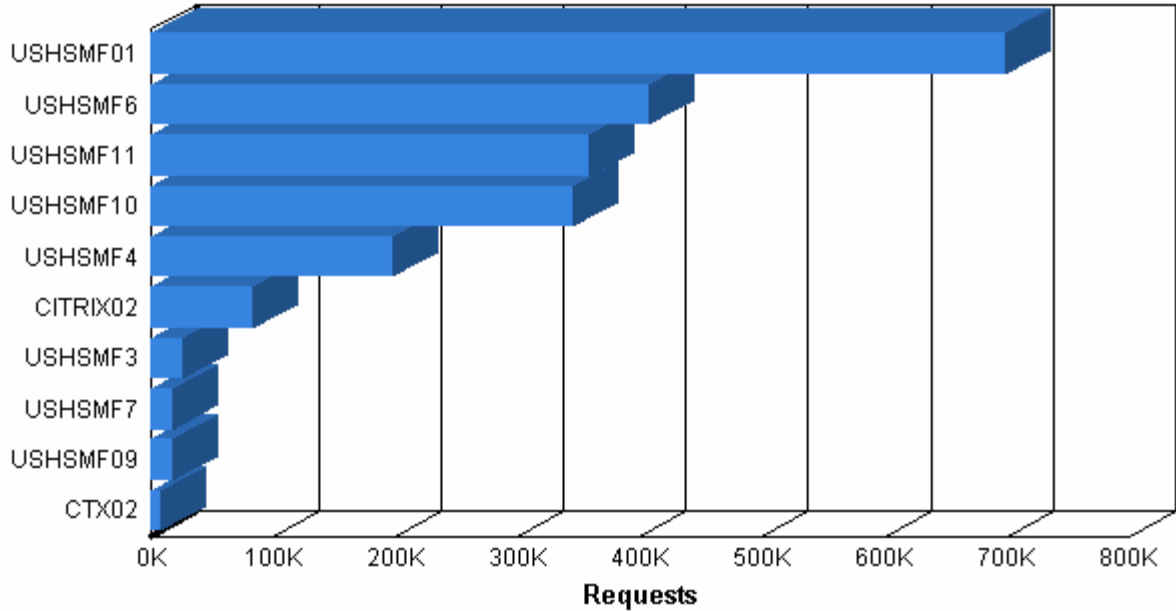
Citrix Overview



Printed Date: 6/15/05

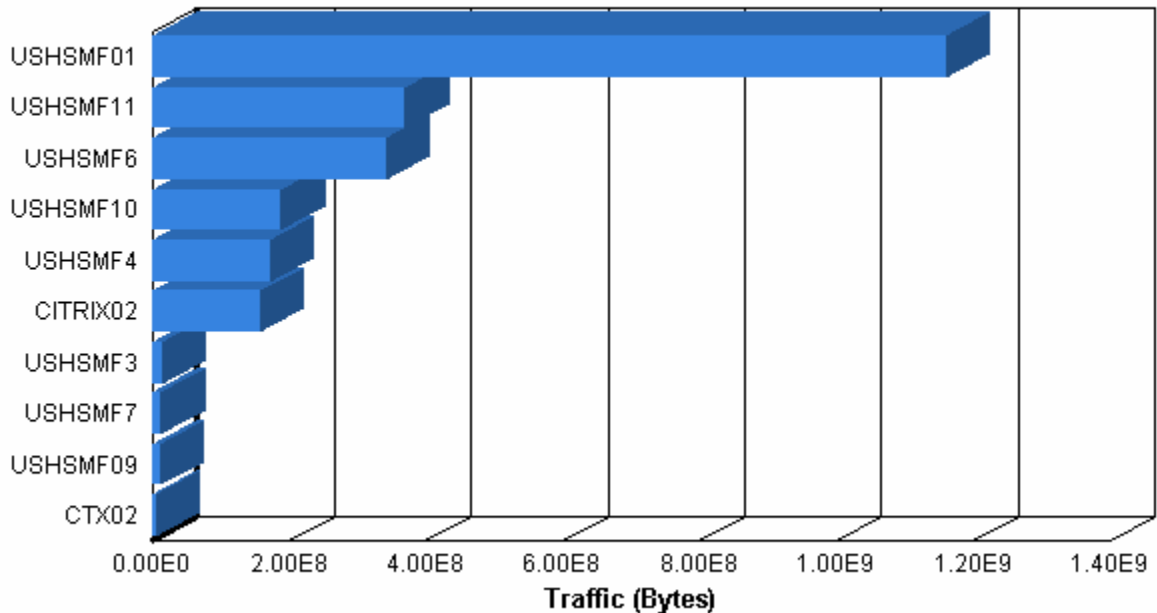
Top 10

Citrix Servers by Back-End Requests



Top 10

Citrix Servers by Back-End Traffic

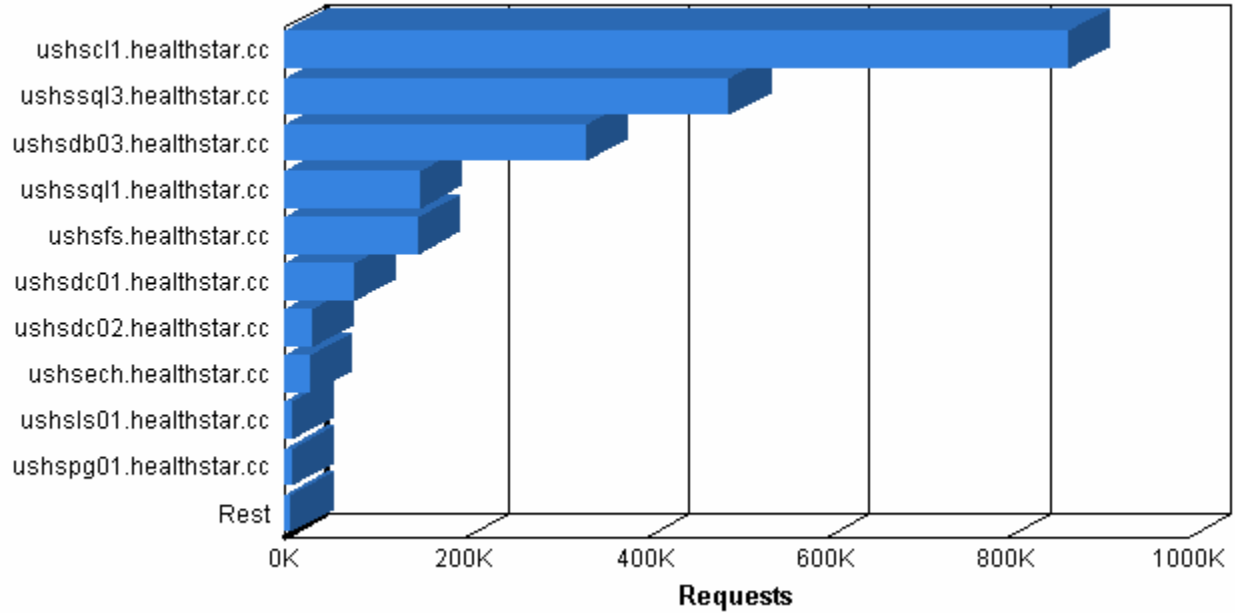




Printed Date: 6/15/05

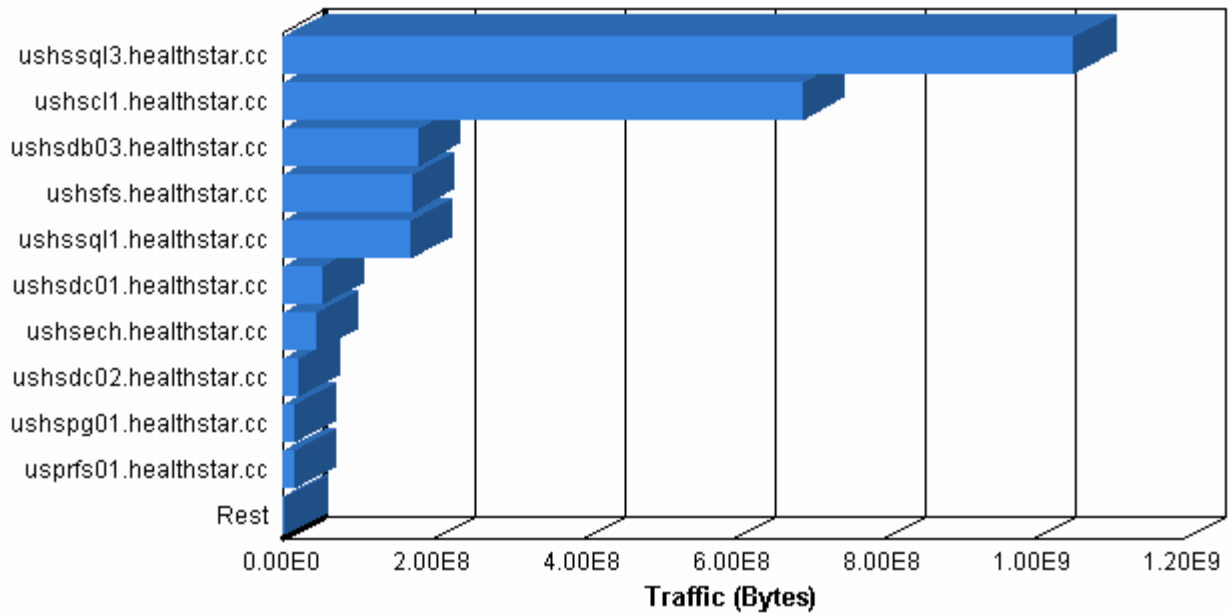
Top 10

Back-End Servers by Requests



Top 10

Back-End Servers by Traffic

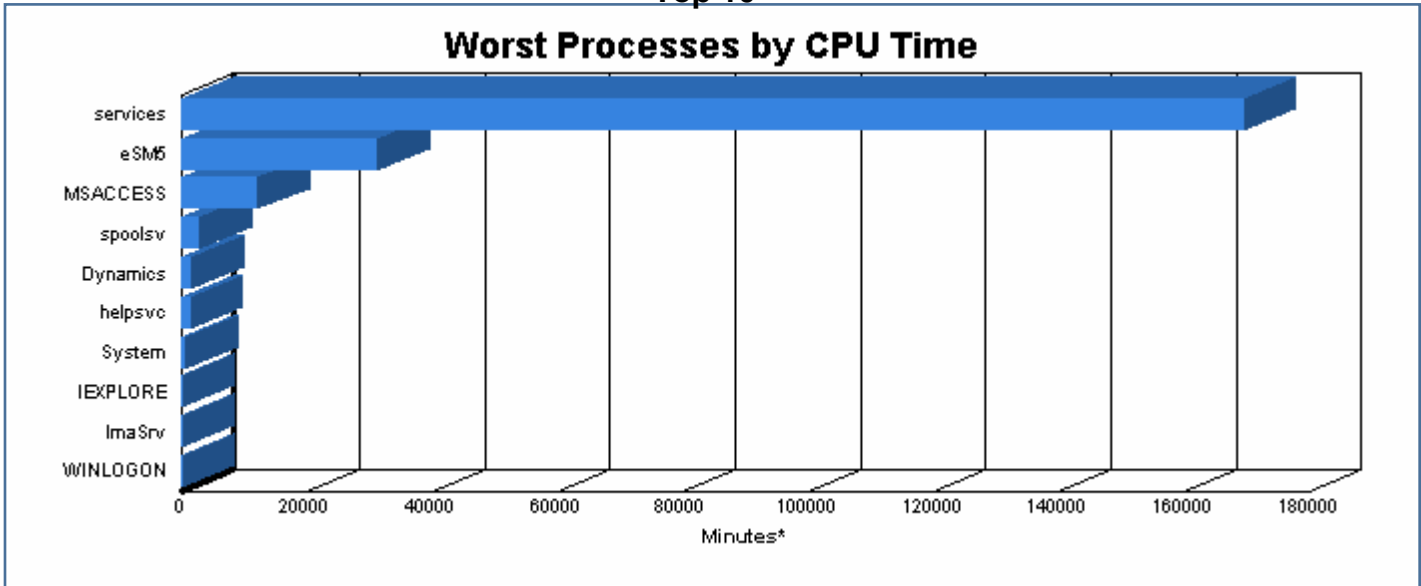


Citrix Overview



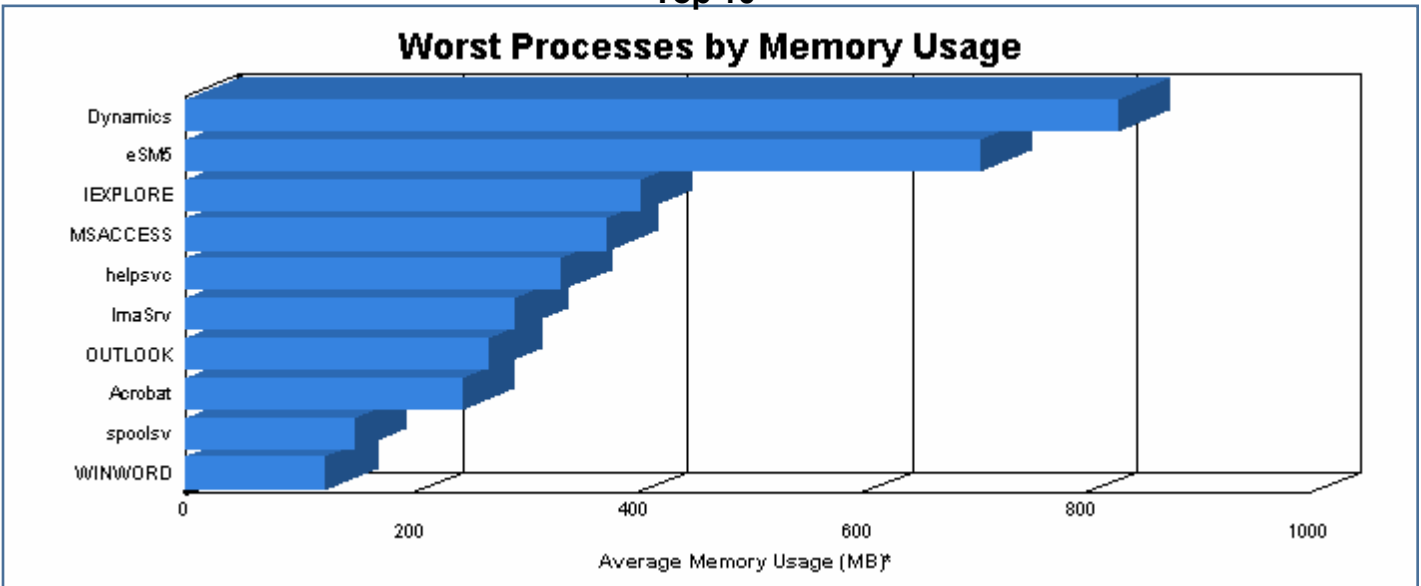
Printed Date: 6/15/05

Top 10



* Value is calculated from the worst reported processes only and does not include low consuming instances of these processes.

Top 10



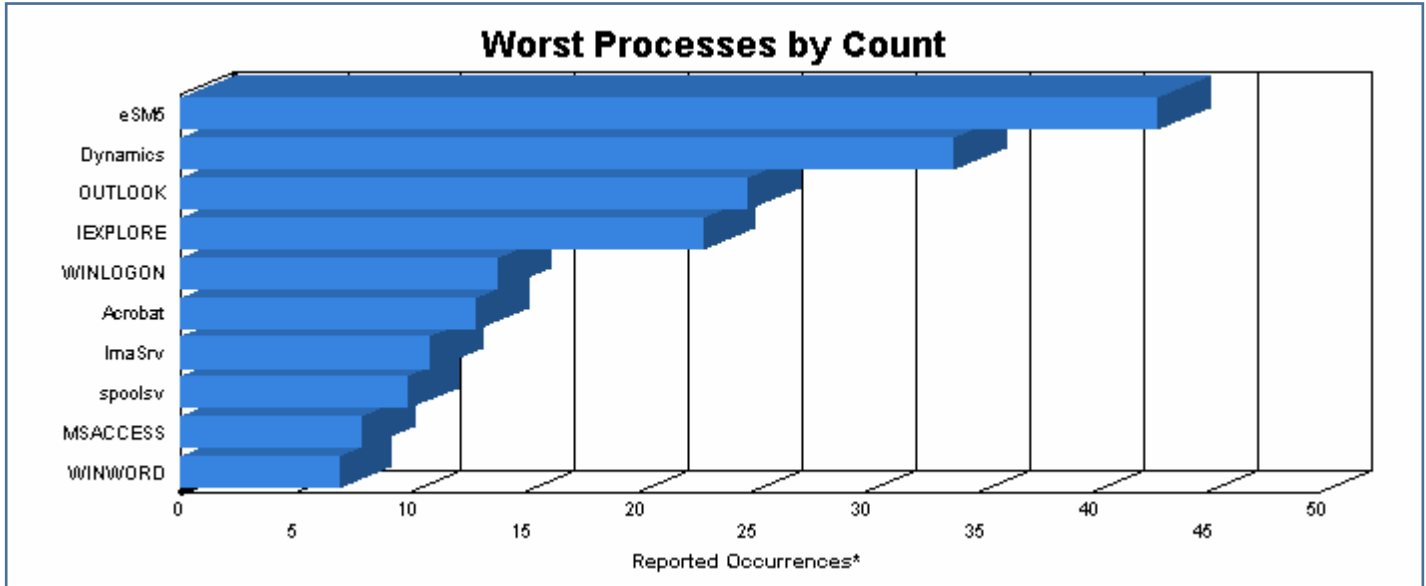
* Value is calculated from the worst reported processes only and does not include low consuming instances of these processes.

Citrix Overview



Printed Date: 6/15/05

Top 10



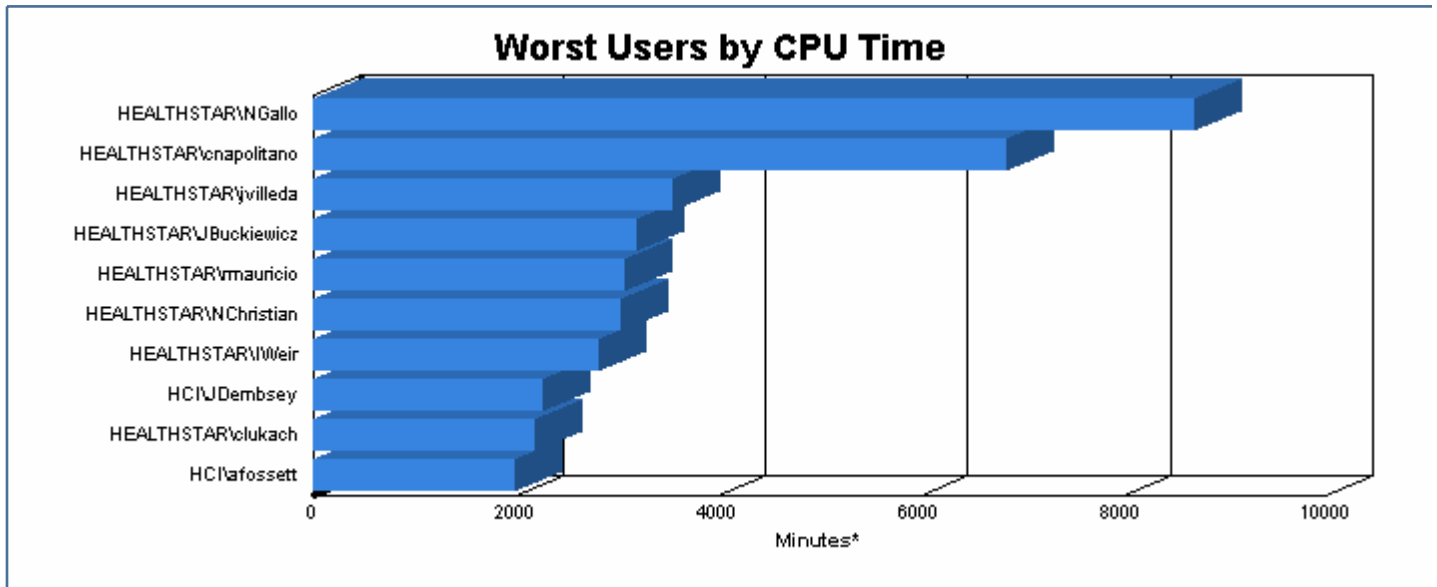
* Value is calculated from the worst reported processes only and does not include low consuming instances of these processes.

Citrix Overview



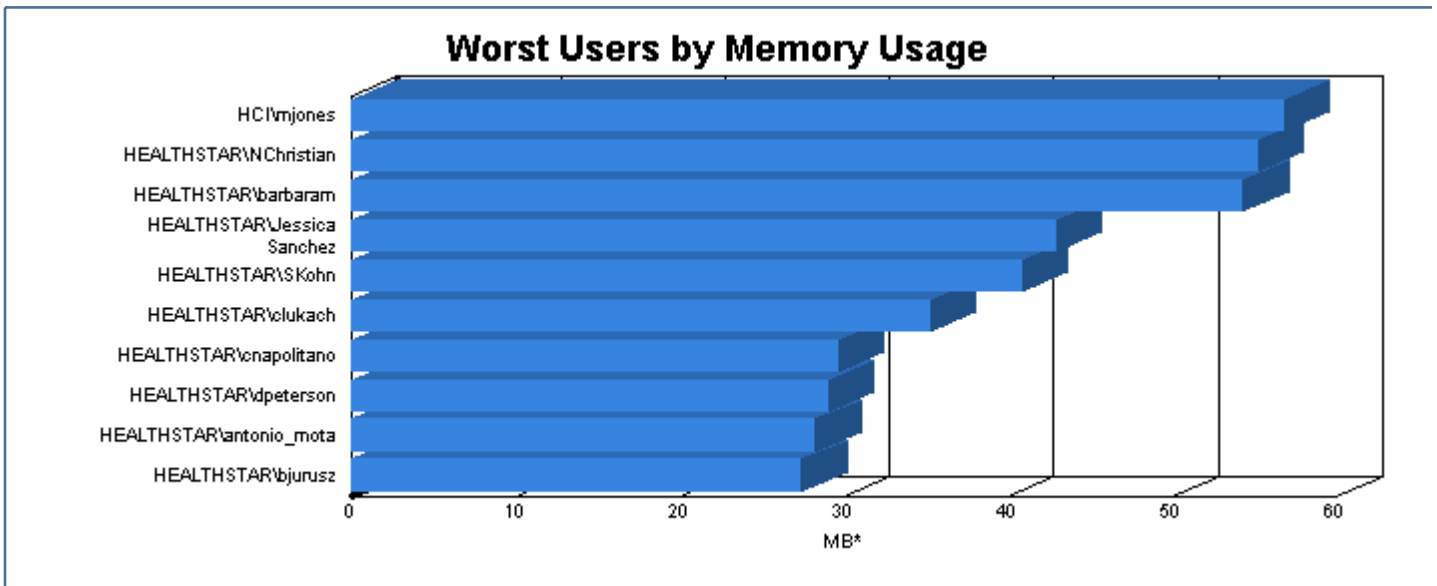
Printed Date: 6/15/05

Top 10



* Value is calculated from the worst reported processes only and does not include low consuming instances of these processes.

Top 10



* Value is calculated from the worst reported processes only and does not include low consuming instances of these processes.